

CDP SCORE REPORT - WATER SECURITY 2021




RODFAM HOLDINGS LTD

Region	North America
Country	Canada
Questionnaire	General
Activity Group	Metal products manufacturing

The CDP Score Report allows companies to understand their score and indicate which categories require attention to reach higher scoring levels. This enables companies to progress towards environmental stewardship through benchmarking and comparison with peers, in order to continuously improve their water governance. Investors will additionally receive a copy of the CDP Score Report upon request. For further feedback please contact your account manager or your key CDP contact.

Your CDP score



Average performance



Metal products manufacturing

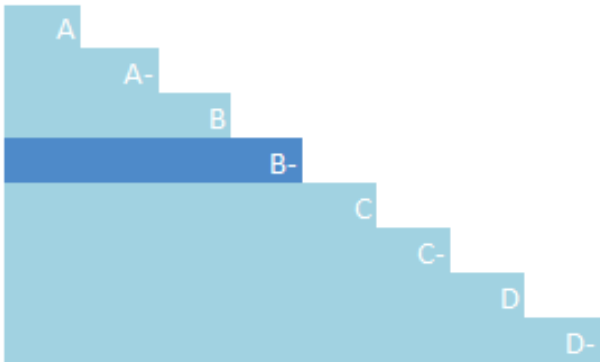


North America



Global Average

UNDERSTANDING YOUR SCORE REPORT



RODFAM HOLDINGS LTD received a B- which is in the Management band. This is same as the North America regional average of B-, and same as the Metal products manufacturing sector average of B-.

- Leadership (A/A-):** Implementing current best practices
- Management (B/B-):** Taking coordinated action on water issues
- Awareness (C/C-):** Knowledge of impacts on, and of, water issues
- Disclosure (D/D-):** Transparent about water issues

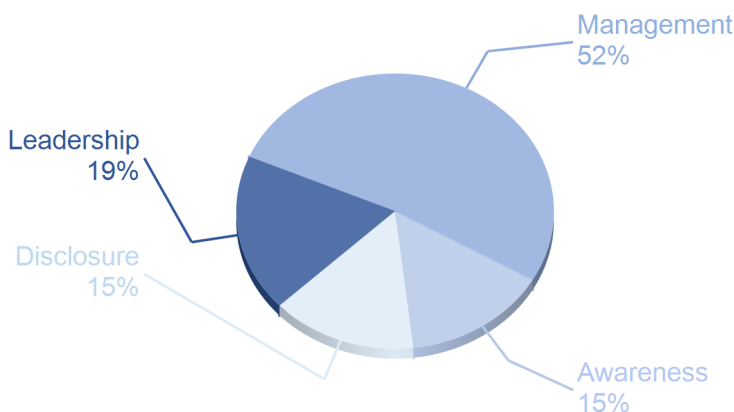
ACTIVITY GROUP PERFORMANCE

Metal products manufacturing

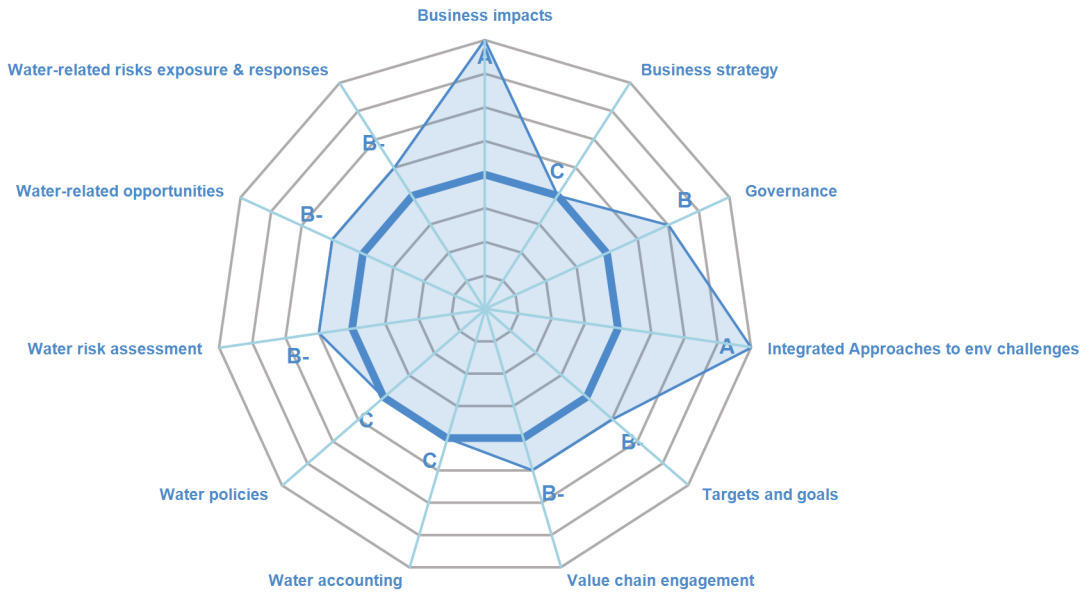
Your company is amongst 52% of companies that reached Management level in your Activity Group

A sample of A-list companies from your Activity Group:

- Aisin Seiki Co., Ltd.
- Stanley Black & Decker, Inc.

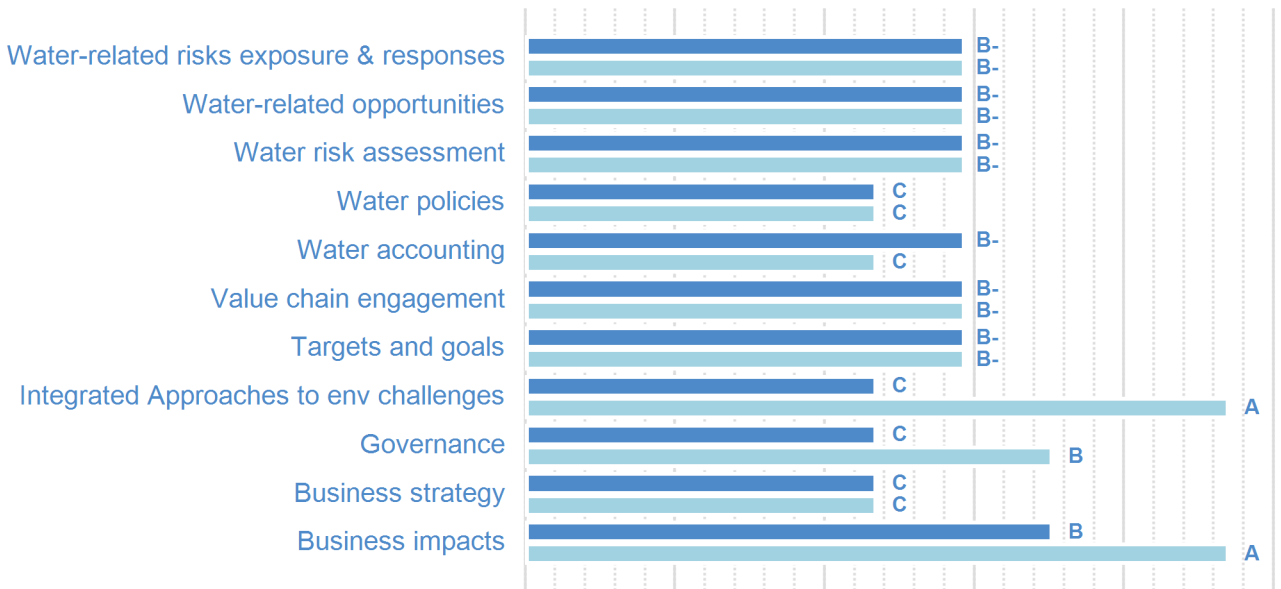


CATEGORY SCORES



If a company scored C or below, they will not have been scored for management or leadership points (the dark blue line represents this). Please download the [‘CDP Scoring Introduction’](#) for more information.

CATEGORY SCORES BENCHMARKING



Each category score in the bar chart represents the progression within each scoring level. The Context and Verification categories have not been included for category score breakdown as they are not scored at Management and Leadership levels.

Scoring categories are groupings of questions by topic. They are sub-groups of the 2021 questionnaire modules and are consistent across all sectors. Weighting applied to each category varies across sectors to highlight the areas most important to environmental stewardship in specific sectors. To find out more about category weightings for each sector, please download the [‘CDP Scoring Categories and Weighting’](#) documents.

CDP SCORE REPORT - CLIMATE CHANGE 2021




RODFAM HOLDINGS LTD

Region	North America
Country	Canada
Questionnaire	General
Activity Group	Metal products manufacturing

The CDP Score Report allows companies to understand their score and indicate which categories require attention to reach higher scoring levels. This enables companies to progress towards environmental stewardship through benchmarking and comparison with peers, in order to continuously improve their climate governance. Investors will additionally receive a copy of the CDP Score Report upon request. For further feedback please contact your account manager or your key CDP contact.

Your CDP score



Average performance



Metal products manufacturing

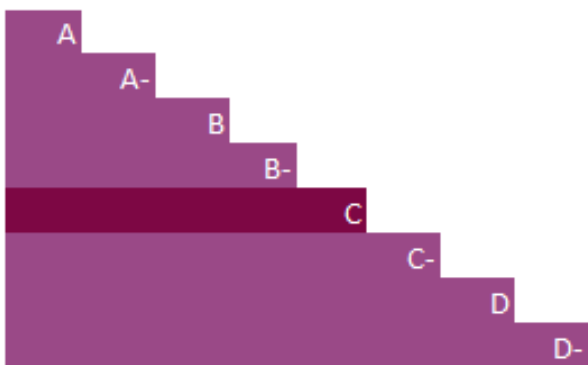


North America



Global Average

UNDERSTANDING YOUR SCORE REPORT



RODFAM HOLDINGS LTD received a C which is in the Awareness band. This is same as the North America regional average of C, and same as the Metal products manufacturing sector average of C.

Leadership (A/A-): Implementing current best practices

Management (B/B-): Taking coordinated action on climate issues

Awareness (C/C-): Knowledge of impacts on, and of, climate issues

Disclosure (D/D-): Transparent about climate issues

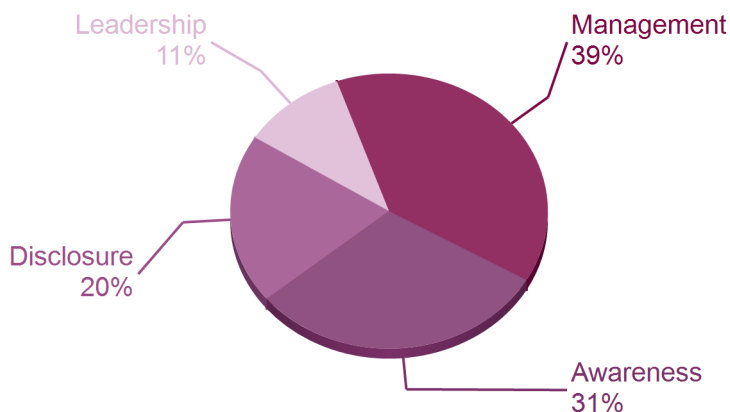
ACTIVITY GROUP PERFORMANCE

Metal products manufacturing

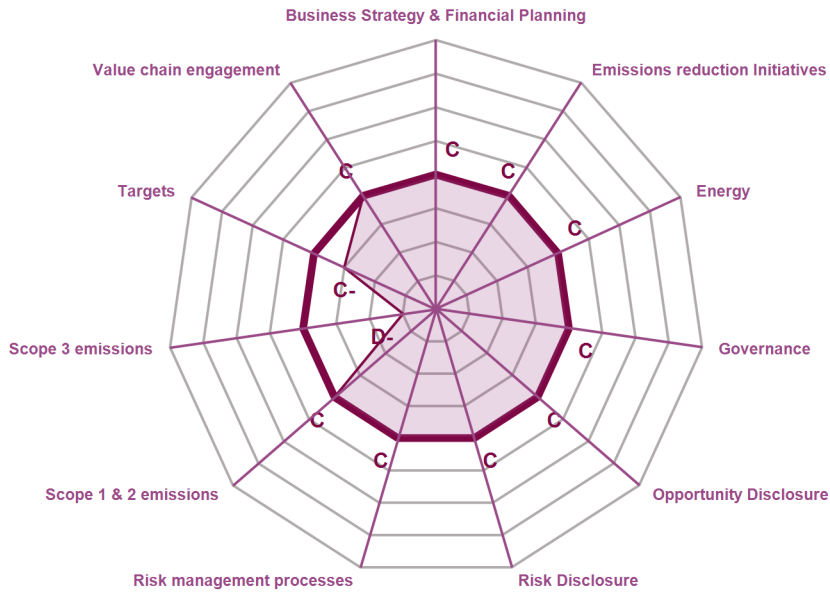
Your company is amongst 31% of companies that reached Awareness level in your Activity Group

A sample of A-list companies from your Activity Group:

Stanley Black & Decker, Inc.

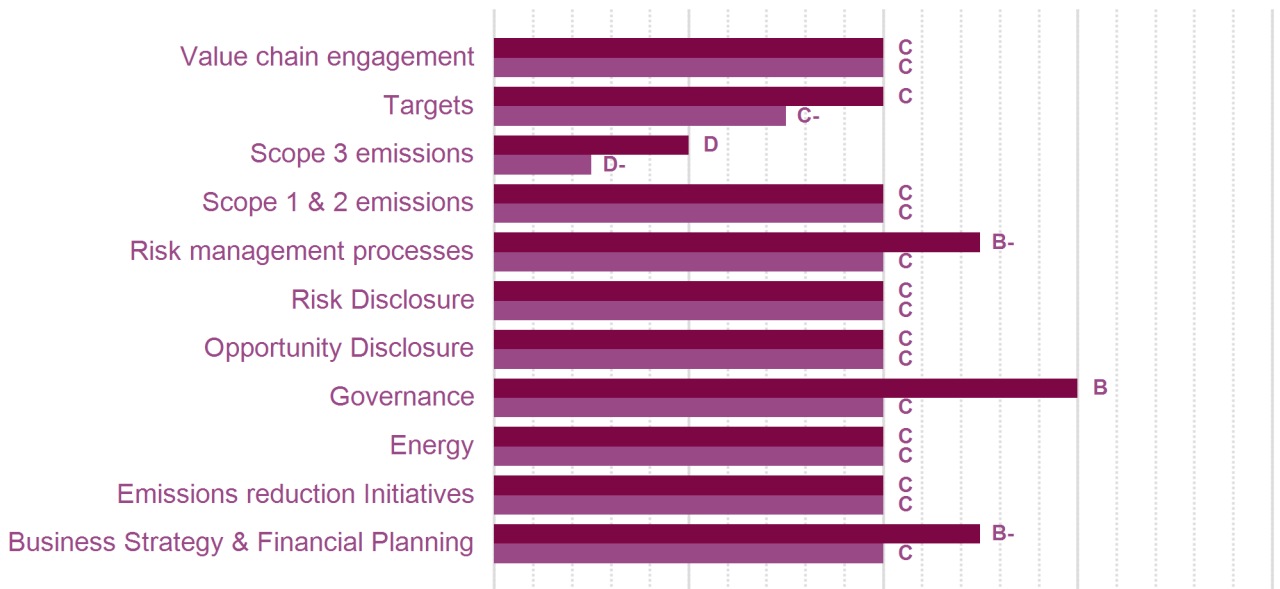


CATEGORY SCORES



If a company scored C or below, they will not have been scored for management or leadership points (the dark purple line represents this). Please download the [‘CDP Scoring Introduction’](#) for more information.

CATEGORY SCORES BENCHMARKING



Scenario analysis Yes, qualitative, but we plan to add quantitative in the next two years

Each category score in the bar chart represents the progression within each scoring level. Some categories have not been included for category score breakdown as either not enough questions feed into these categories to give a representative score or they are not scored at Management and Leadership levels.

Scoring categories are groupings of questions by topic. They are sub-groups of the 2021 questionnaire modules and are consistent across all sectors. Weighting applied to each category varies across sectors to highlight the areas most important to environmental stewardship in specific sectors. To find out more about category weightings for each sector, please download the [‘CDP Scoring Categories and Weighting’](#) documents.