


## RODFAM HOLDINGS LTD

<b>Region</b>	North America
<b>Country/Area</b>	Canada
<b>Questionnaire</b>	General
<b>Activity Group</b>	Metal products manufacturing

The CDP Score Report allows companies to understand their score and indicate which categories require attention to reach higher scoring levels. This enables companies to progress towards environmental stewardship through benchmarking and comparison with peers, in order to continuously improve their Climate Change governance. Investors will additionally receive a copy of the CDP Score Report upon request. For further feedback please contact your account manager or your key CDP contact.

### Your CDP score

### Average performance

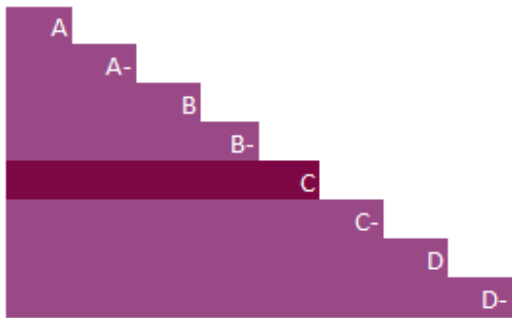


Metal products manufacturing

North America

Global Average

## UNDERSTANDING YOUR SCORE REPORT



RODFAM HOLDINGS LTD received a C which is in the Awareness band. This is the same as the North America regional average of C, and the same as the Metal products manufacturing sector average of C.

**Leadership (A/A-):** Implementing current best practices

**Management (B/B-):** Taking coordinated action on climate issues

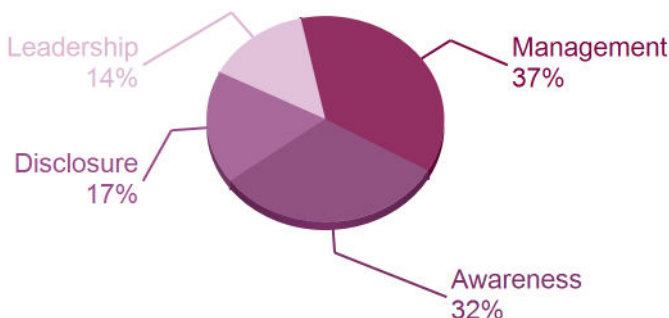
**Awareness (C/C-):** Knowledge of impacts on, and of, climate issues

**Disclosure (D/D-):** Transparent about climate issues

## ACTIVITY GROUP PERFORMANCE

### Metal products manufacturing

Your company is amongst 32% of companies that reached Awareness level in your Activity Group.



### A sample of A-list companies from your Activity Group:

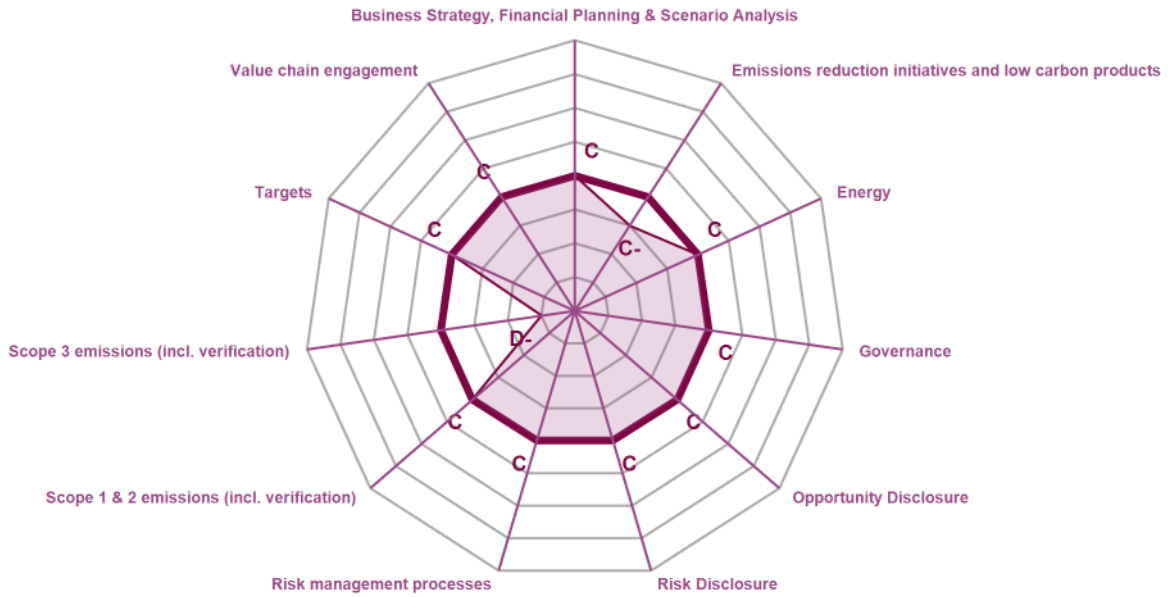
Aisin Corporation

Elsan Elektrik Gereçleri San. Tic. A.Ş

Ingersoll Rand Inc.

\*Please note that the peer group average scores are compiled with only investor-requested company scores

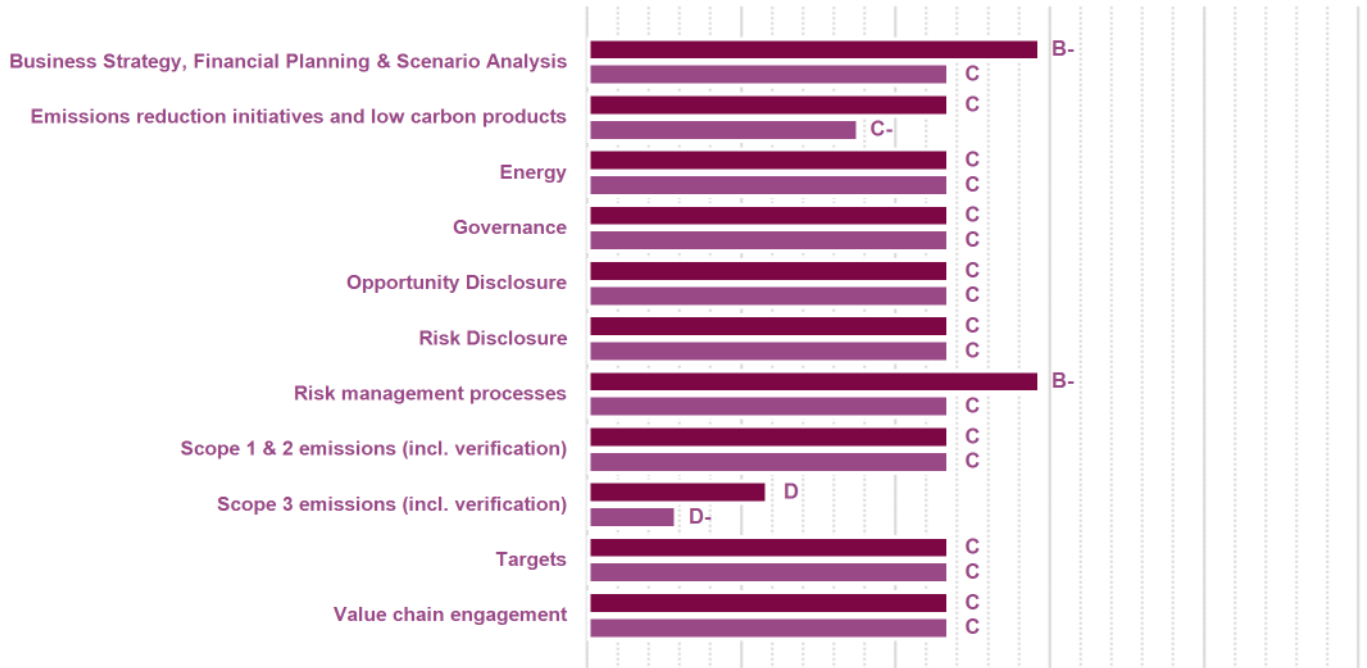
## CATEGORY SCORES



If a company scored a C or below, they will not have been scored for Management or Leadership points (the dark purple line represents this).

Please download the ['CDP Scoring Introduction'](#) for more information.

## CATEGORY SCORES BENCHMARKING



Scenario analysis No, but we anticipate using qualitative and/or quantitative analysis in the next two years

Each category score in the bar chart represents the progression within each scoring level. Some categories have not been included for category score breakdown as either not enough questions feed into these categories to give a representative score or they are not scored at both Management and Leadership levels. Scoring categories are groupings of questions by topic. They are sub-groups of the 2023 questionnaire modules and are consistent across all sectors. Weighting applied to each category varies across sectors to highlight the areas most important to environmental stewardship in specific sectors.

To find out more about category weightings for each sector, please download the ['CDP Scoring Categories and Weighting'](#) documents.



## RODFAM HOLDINGS LTD

<b>Region</b>	North America
<b>Country/Area</b>	Canada
<b>Questionnaire</b>	General
<b>Activity Group</b>	Metal products manufacturing

The CDP Score Report allows companies to understand their score and indicate which categories require attention to reach higher scoring levels. This enables companies to progress towards environmental stewardship through benchmarking and comparison with peers, in order to continuously improve their Water governance. Investors will additionally receive a copy of the CDP Score Report upon request. For further feedback please contact your account manager or your key CDP contact.

### Your CDP score

### Average performance

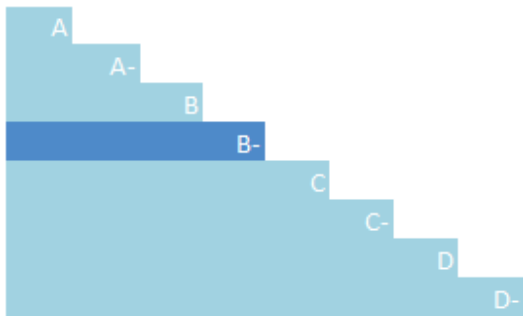


Metal products manufacturing

North America

Global Average

## UNDERSTANDING YOUR SCORE REPORT



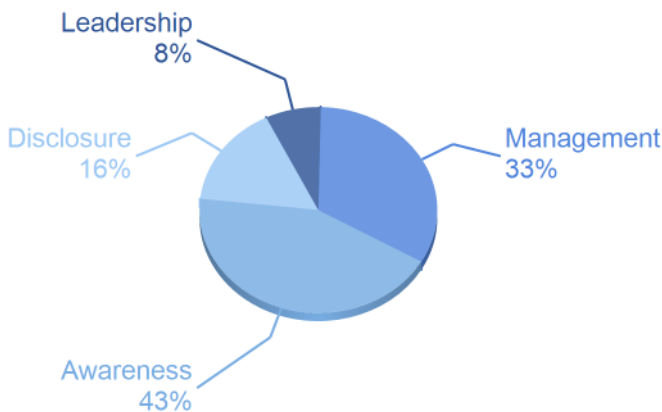
RODFAM HOLDINGS LTD received a B- which is in the Management band. This is higher than the North America regional average of C, and higher than the Metal products manufacturing sector average of C.

- Leadership (A/A-):** Implementing current best practices
- Management (B/B-):** Taking coordinated action on water issues
- Awareness (C/C-):** Knowledge of impacts on, and of, water issues
- Disclosure (D/D-):** Transparent about water issues

## ACTIVITY GROUP PERFORMANCE

### Metal products manufacturing

Your company is amongst 33% of companies that reached Management level in your Activity Group.

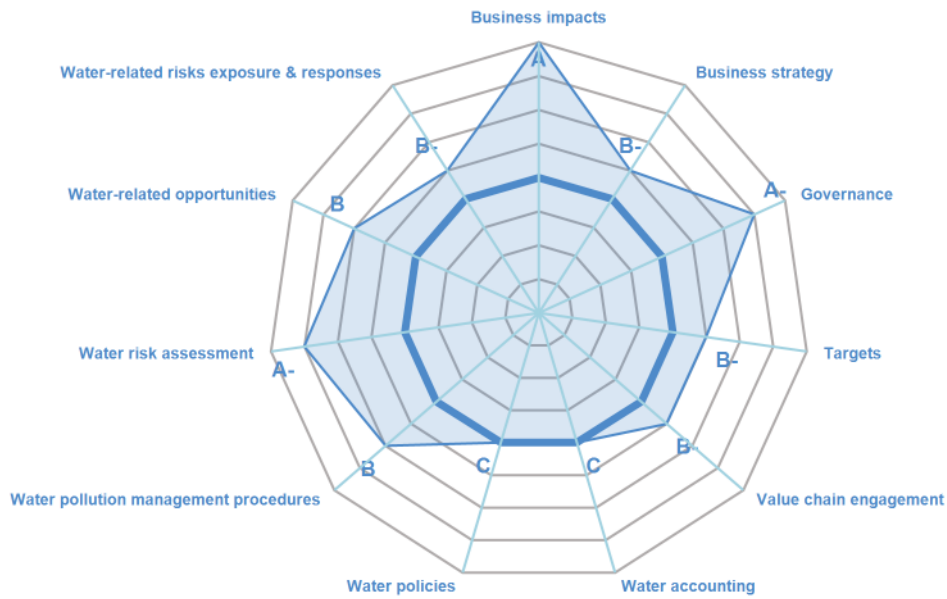


### A sample of A-list companies from your Activity Group:

There are no A-List companies in your Activity Group. View the [full global A List](#)

\*Please note that the peer group average scores are compiled with only investor-requested company scores

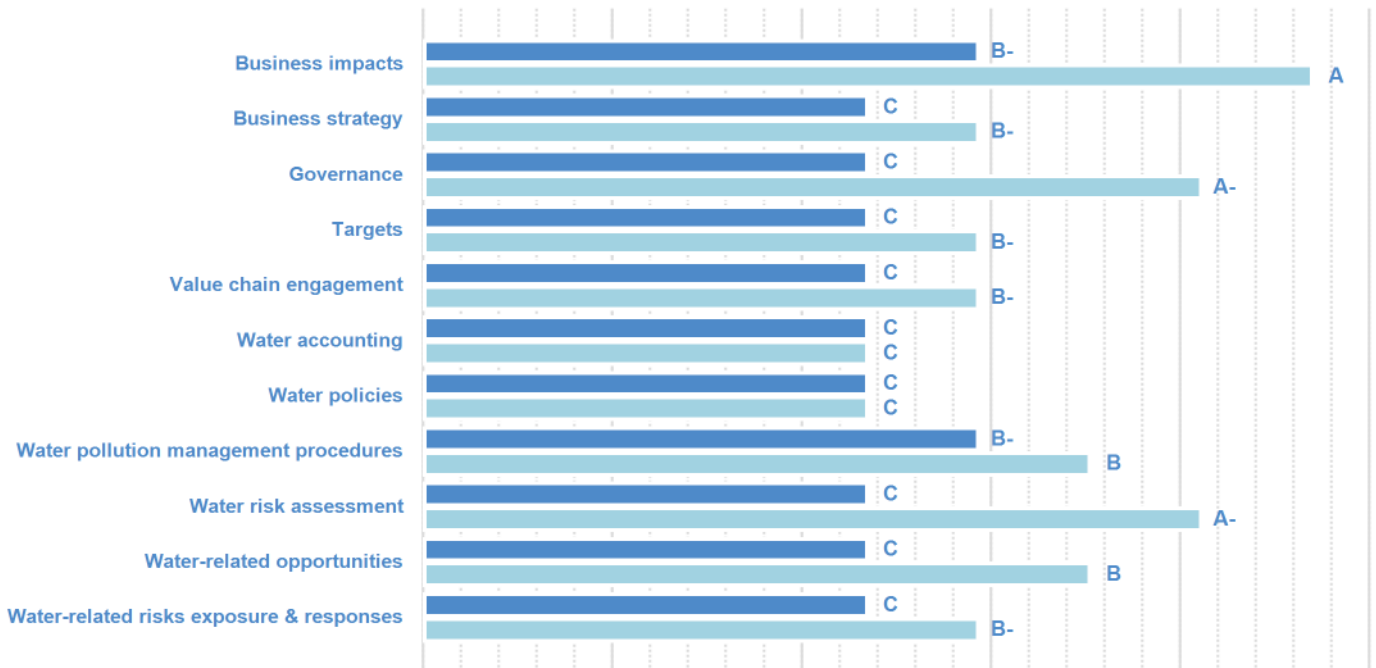
## CATEGORY SCORES



If a company scored a C or below, they will not have been scored for Management or Leadership points (the dark blue line represents this).

Please download the ['CDP Scoring Introduction'](#) for more information.

## CATEGORY SCORES BENCHMARKING



Each category score in the bar chart represents the progression within each scoring level. Some categories have not been included for category score breakdown as either not enough questions feed into these categories to give a representative score or they are not scored at both Management and Leadership levels. Scoring categories are groupings of questions by topic. They are sub-groups of the 2023 questionnaire modules and are consistent across all sectors. Weighting applied to each category varies across sectors to highlight the areas most important to environmental stewardship in specific sectors.

To find out more about category weightings for each sector, please download the ['CDP Scoring Categories and Weighting'](#) documents.

# CDP SUPPLIER ENGAGEMENT RATING REPORT 2023




## RODFAM HOLDINGS LTD

Region	North America
Country/Area	Canada
Questionnaire	General
Activity Group	Metal products manufacturing

CDP evaluates organizations engagement with their suppliers on climate change. Purchasing organizations have the potential to incentivize significant environmental changes through engagement with their suppliers. By evaluating supplier engagement and recognizing best practice, CDP aims to accelerate global action on supply chain emissions. This document presents your supplier engagement rating and helps you benchmark against your peers.

### Your SER

### Average performance

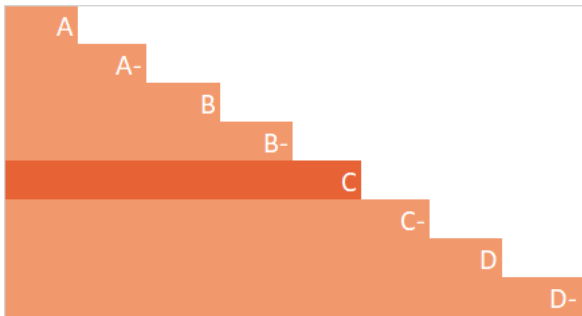


Metal products manufacturing

North America

Global Average

## UNDERSTANDING YOUR SCORE REPORT



RODFAM HOLDINGS LTD received a C which is in the Awareness band. This is the same as the North America regional average of C, and the same as the Metal products manufacturing sector average of C.

**Leadership (A/A-):** Implementing current best practices

**Management (B/B-):** Taking coordinated action on supplier engagement issues

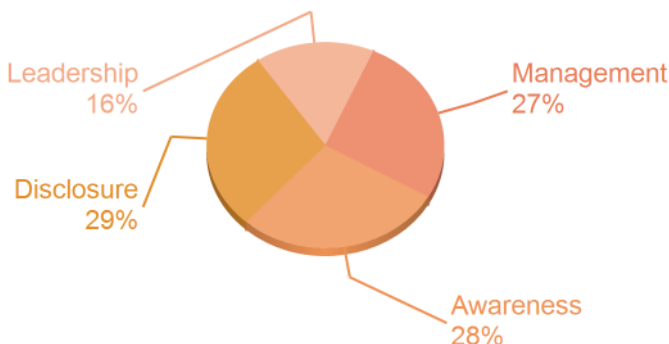
**Awareness (C/C-):** Knowledge of impacts on, and of, supplier engagement issues

**Disclosure (D/D-):** Transparent about supplier engagement issues

## ACTIVITY GROUP PERFORMANCE

### Metal products manufacturing

Your company is amongst 28% of companies that reached Awareness level in your Activity Group.



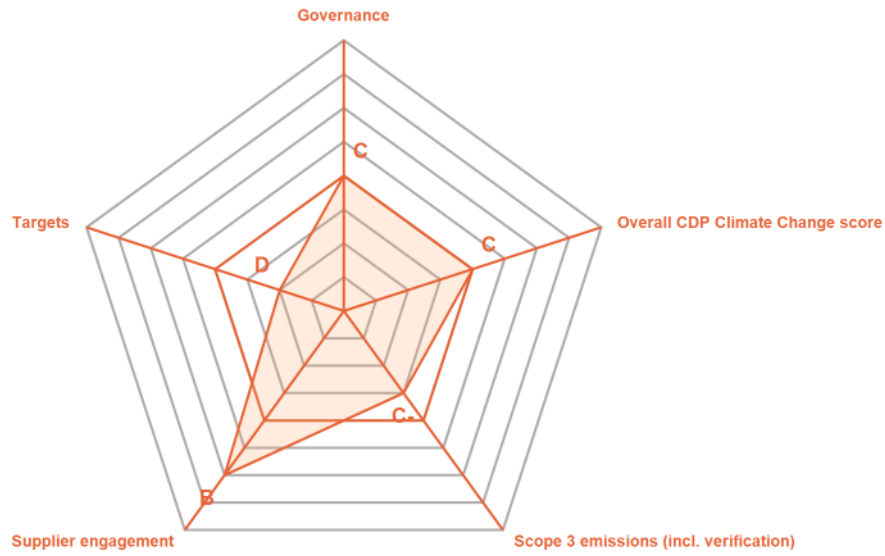
### A sample of A-list companies from your Activity Group:

- Acbel Polytech Inc
- Ardagh Metal Packaging Holdings SARL
- Ball Corporation
- Bekaert NV
- Gestamp

# CDP SUPPLIER ENGAGEMENT RATING REPORT 2023



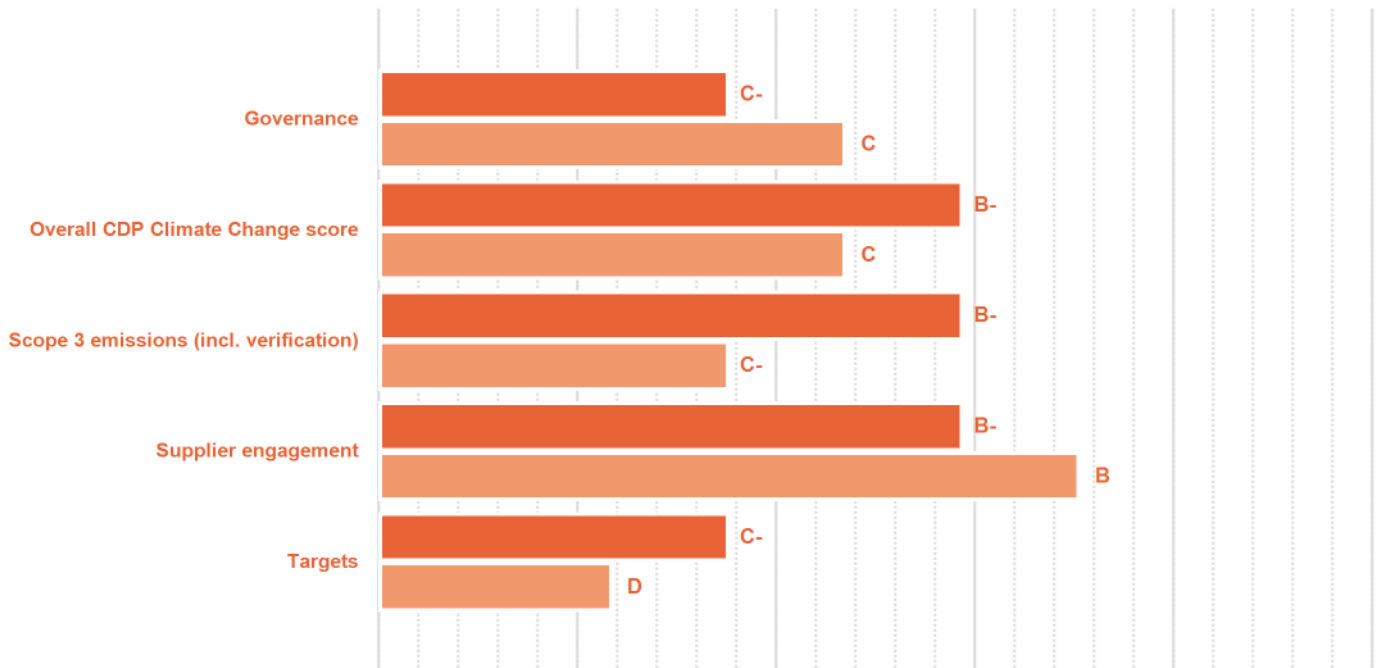
## CATEGORY SCORES



Please download the ['CDP Supplier Engagement Rating Introduction'](#) for more information on the category ratings.

## CATEGORY SCORES BENCHMARKING

Activity Group Average    Your Score



Each category rating in the bar chart represents the progression within each rating level. Rating categories are groupings of questions and are subgroups of the 2023 questionnaire. Weightings are applied to ratings to reflect the relative importance of each category to progress supplier engagement on climate change. To find out more about category weightings, please download the ['CDP Supplier Engagement Rating Methodology'](#)